



NISSAN DASHBOARD





Symbols And Meanings











Table of Contents





CHECK ENGINE	3
SERVICE SOON	3
ANTI-LOCK BRAKES	4
SECURITY	4
OVERDRIVE/SPORT	4
EXHAUST PARTICULATE FILTER (FOR DIESEL)	4
GLOW PLUG (FOR DIESEL)	5
DOOR AJAR	5
ESP FAULT	5
REDUCED POWER WARNING	5
BATTERY	6
COOLANT TEMPERATURE.....	6
PARKING BRAKE AND BRAKE FLUID WARNING LIGHT	6
CRUISE CONTROL	6
TRACTION CONTROL/ESP	7
WIPER FLUID	7
EXHAUST FLUID (FOR DIESEL).....	7
AIRBAG WARNING	7

No	Symbol	Name	Description
01		CHECK ENGINE	<p>If this crucial light begins to flash, you need to schedule a service appointment immediately.</p> <p>Once you're in one of our service bays, a team member will help you look at the Diagnostic Trouble Code and determine what's ailing your engine.</p> <p>From there, they'll explain everything behind your Check Engine notification, provide you with a detailed timeline, and outline the repair costs.</p>
02		SERVICE SOON	<p>This is one of the Nissan dashboard warning lights that can signify a couple of different internal issues.</p> <p>See your dealer as soon as possible when these important Nissan lights draw your attention to avoid future issues just around the bend with your headlights, brake lights, and more.</p>

03		ANTI-LOCK BRAKES	<p>If the anti-lock brakes sign lingers for over six seconds, there's a problem with your Nissan anti-lock brake system.</p> <p>Visit a service department near you, and this issue should be able to be fixed quickly by a knowledgeable member of our team.</p>
04		SECURITY	<p>This protective feature will light up if the ignition is locked. Unlocking the system will unlock the security feature.</p>
05		OVERDRIVE/SPORT	<p>If you put your Nissan model to the test and throw it into performance mode for sport-styled driving, expect this signal to pop on.</p>
06		EXHAUST PARTICULATE FILTER (FOR DIESEL)	<p>This light indicates that you need to change your exhaust filter. Bring your vehicle in as soon as possible to a nearby service center and replace your exhaust filter.</p>

07		GLOW PLUG (FOR DIESEL)	Do not start your vehicle if your glow plugs are illuminating and/or feel hot to the touch. Waiting will help you here, as well as getting in touch with your local service department.
08		DOOR AJAR	Simply close one or more open doors to take care of this notification. It's one of the Nissan dashboard warning lights that's easy to turn off.
09		ESP FAULT	<p>If this blinking triangular shape lights up as one of your Nissan dashboard warning lights, there's an issue with your vehicle's traction or stability.</p> <p>Take your vehicle in and make sure the technicians take stock of the electronic stability system inside your vehicle.</p>
10		REDUCED POWER WARNING	<p>Have a service technician at your local dealership inspect your vehicle's onboard diagnostics (OBD).</p> <p>This has to do with your car's ability to conserve energy out on the road.</p>

11		BATTERY	<p>If there's an issue with your battery, it affects the entire car. You may need a jump-start or have to replace your battery if its voltage isn't up to the appropriate level.</p>
12		COOLANT TEMPERATURE	<p>This thermometer-looking icon will light up when there is an issue with coolant in the car.</p> <p>If you encounter this while looking at your Nissan dashboard warning lights, replace the coolant yourself or visit a service center nearby.</p> <p>They'll not only be able to replace the coolant fluid but also repair any leaks if necessary.</p>
13		PARKING BRAKE AND BRAKE FLUID WARNING LIGHT	<p>If the light stays illuminated, you're likely low on brake fluid. Drive your Nissan Rogue or other Nissan model over to your local auto repair shop or car-related store, and you'll be able to take care of this one without too much worry.</p>
14		CRUISE CONTROL	<p>If this particular icon on the Nissan dashboard warning lights pops up, you have activated cruise control.</p>

15		TRACTION CONTROL/ESP	<p>If the vehicle is going over wet terrain or slippery road conditions, you'll see this alert pop up to let you know that traction control has been enabled.</p>
16		WIPER FLUID	<p>Replenish your wiper fluid if you see this warning light. Regarding fixes, it doesn't get much easier than this one.</p>
17		EXHAUST FLUID (FOR DIESEL)	<p>One of our certified Nissan service technicians will be able to help you with this one as soon as you show us what's wrong.</p> <p>They'll be able to properly refill your exhaust fluid to the appropriate level and get you back out on the road.</p>
28		AIRBAG WARNING	<p>The airbag warning light may indicate a faulty airbag system. Take your car in shortly and have a certified technician diagnose exactly what's ailing your airbag system.</p>