

38 HONDA DASHBOARD

WARNING LIGHTS SYMBOLS










Symbol 






















Table of Contents








NO	NAME	PAGE NO
1	Braking System Failure	04
2	Brake System/Parking Brake	04
3	Low Oil Pressure	04
4	Charging System	04
5	Supplemental Restraint System	04
6	Smart Entry System	04
7	Check Engine Light	04
8	Anti-Lock Brake System (ABS)	04
9	Anti-Lock Brake System (ABS)	04
10	Tire Pressure Monitoring System	05
11	High Temperature	05
12	Low Temperature	05
13	Daytime Running Lights	05
14	Vehicle Stability Assist System	05
15	Electric Power Steering	05
16	Seat Belt Reminder	05
17	Door Open	05
18	Trunk Open	05
19	Low Fuel	05
20	Washer Fluid Level	06
21	System Message	06
22	Maintenance Minder	06
23	Immobilizer	06
24	VSA Off	06
25	Cruise Main On	06
26	Cruise Control On	06
27	Turn Signals	06
28	Fog Lights On	06
29	High Beams On	07
30	Exterior Lights On	07
31	Lane Keeping Assist System	07




32	Collision Mitigation Braking System	07
33	Road Departure Mitigation	07
34	Blind Spot Warning	07
35	All-Wheel Drive	07
36	Auto Idle Stop	08
37	Adaptive Cruise Control	08
38	Auto High Beam System	08

Warning Lights	NAME & MEANING
	<p>Braking System Failure</p> <p>There may a potential failure in your braking system. If you see this symbol while driving, we advise you to pull safely off the road, park your vehicle and call roadside assistance to tow it to Germain Honda of Ann Arbor.</p>
	<p>Brake System/Parking Brake</p> <p>The parking brake is on, remember to turn it off before driving.</p>
	<p>Low Oil Pressure</p> <p>Check oil level. Oil sensor & mash; bring in for service. Low Oil Pressure can mean your engine is no longer being lubricated and driving could destroy internal engine components. We recommend turning the engine off as soon as safely possible, and calling for roadside assistance to tow the vehicle to the dealership.</p>
	<p>Charging System</p> <p>Charging system failure. Without electrical power, your car can die and leave you stranded. Find a safe place to pull over, park the vehicle, and call for roadside assistance immediately.</p>
	<p>Supplemental Restraint System</p> <p>There may be a problem with the airbags which means they may not deploy when in a crash. Do not drive your vehicle. Call for roadside assistance to have your vehicle towed to the dealerships for repair.</p>
	<p>Smart Entry System</p> <p>Your car may have an issue with its smart entry system or push button starting system.</p>
	<p>Check Engine Light</p> <p>Engine emission malfunction — bring in for service.</p>

	<p>Anti-Lock Brake System (ABS)</p> <p>If there is an ABS malfunction, the warning light comes on in combination with the brake warning light.</p>
	<p>Tire Pressure Monitoring System</p> <p>Tire pressure is low which means you may have to put air in your tires.</p>
	<p>High Temperature</p> <p>Your vehicle is overheating.</p>
	<p>Low Temperature</p> <p>Your vehicle is too cold.</p>
	<p>Daytime Running Lights</p> <p>Your daytime running lights are on.</p>
	<p>Vehicle Stability Assist System</p> <p>VSA is on or there's an issue with the VSA system.</p>
	<p>Electric Power Steering</p> <p>There's a malfunction in the EPS system.</p>
	<p>Seat Belt Reminder</p> <p>If you're not wearing your seatbelt, this reminder will pop up.</p>
	<p>Door Open</p> <p>A door is open.</p>
	<p>Trunk Open</p> <p>Your trunk is open.</p>

	<p>Low Fuel</p> <p>Your vehicle is low on fuel and you should get fuel soon.</p>
	<p>Washer Fluid Level</p> <p>Your vehicle needs more washer fluid.</p>
	<p>System Message</p> <p>This icon will pop up along with another icon meaning there's a message on your multi-information display.</p>
	<p>Maintenance Minder</p> <p>Reminder that it's time for routine maintenance.</p>
	<p>Immobilizer</p> <p>Your vehicle doesn't recognize your key or remote transmitter which means you may not be able to start the engine.</p>
	<p>VSA Off</p> <p>Reminds you that your VSA is off.</p>
	<p>Cruise Main On</p> <p>Cruise Main is on.</p>
	<p>Cruise Control On</p> <p>The cruise control is on.</p>
	<p>Turn Signals</p> <p>Your turn signal is on.</p>

	<p>Fog Lights On</p> <p>Indication that your fog lights are on.</p>
	<p>High Beams On</p> <p>Indication that your high beams are on.</p>
	<p>Exterior Lights On</p> <p>Indication that your exterior lights are on.</p>
	<p>ECON Mode On</p> <p>Your ECON mode is on.</p>
<p>LKAS</p>	<p>Lane Keeping Assist System</p> <p>The LKAS is on.</p>
	<p>Collision Mitigation Braking System</p> <p>The CMBS is on.</p>
	<p>Road Departure Mitigation</p> <p>The RDM system is on.</p>
	<p>Blind Spot Warning</p> <p>There's a vehicle in your blind spot.</p>
<p>AWD</p>	<p>All-Wheel Drive</p> <p>Your vehicle is on all-wheel drive.</p>

	<p>Auto Idle Stop</p> <p>Auto Idle Stop is on.</p>
	<p>Adaptive Cruise Control</p> <p>You are currently using Adaptive Cruise Control.</p>
	<p>Auto High Beam System</p> <p>Your high beam lights are being automatically controlled.</p>